



Noble Clyde Boudreaux



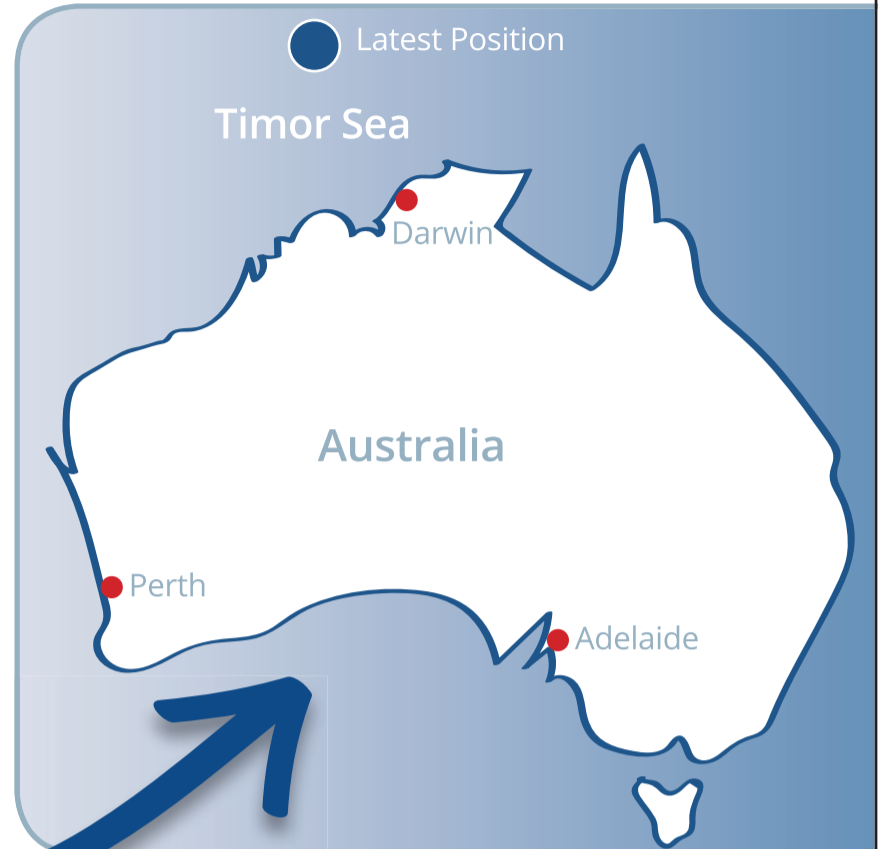
DCCL 95 mm



Nautilus Swivel 1000 to



Mambo Shackle 900 to



Rig Type:	Semisubmersible
Water Depth:	10,000 ft
Drilling Depth:	35,000 ft
Variable Deck Load:	11,562 kips
Setback Capacity:	1,500 kips

The strongest link
in your supply chain. FEUBO.

